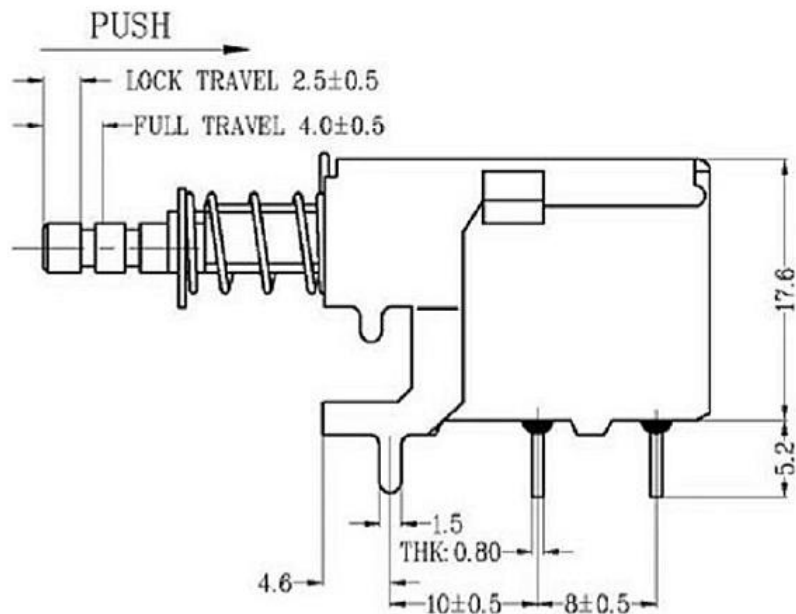
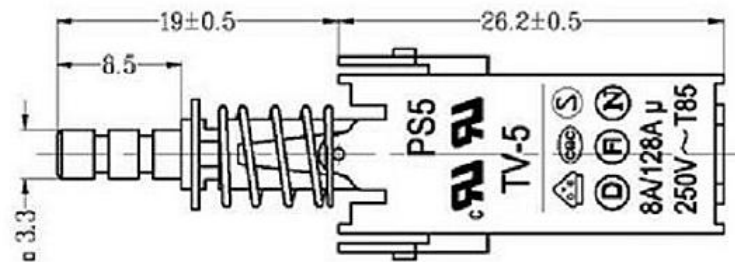
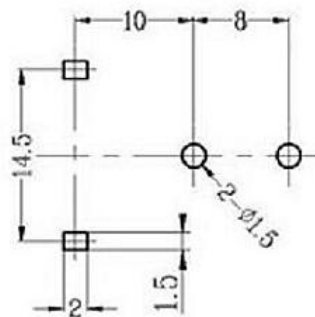


9. SUGGESTED PANEL HOLE SIZE:

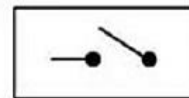


1. FUNCTION: OFF-ON
2. RATING: UL: TV-5  
ENEC VDE/CQC: 8A/128A μ 250V~T85
3. OPERATION FORCE: 700±300g.f
4. CONTACT RESISTANCE: ≤ 50 mΩ
5. INSULATION RESISTANCE: ≥ 100 MΩ
6. DIELECTRIC WITHSTAND: TERMINAL TO BUTTON 3000VAC/5mA/1MIN/TUE  
TERMINAL TO TERMINAL 1500VAC/5mA/1MIN/TUE

7. TRAVEL:

FULL TRAVEL	4.0±0.5mm
LOCK TRAVEL	2.5±0.5mm

8. CIRCUIT DIAGRAM:



注: "\*"□表示关键尺寸(3个).

NO.	PARTS	MATERIALS	Q'TY		TOLERANCE UNLESS SPECIFIED					
8										
7										
6					WITHIN 1.5mm : ±0.1mm	A	2012-8-13	初版		
5	SPRING	SUS	1	NATURAL	OVER 1.5mm : ±0.2mm	ISSUE	DATE	DESCRIPTIONS OF REVISION	APPD.	
4	CAM STICK	SUS	1	NATURAL	TITLE : PUSH SWITCH				UNIT : mm	DRWG NO.:
3	CASE	PA66/BRASS STRIP	1	GREY/Ag PLATED	MODEL:				SCALE: 5:1	DWN.
2	COVER	PA66	1	BLACK						2012-8-13
1	KNOB	PA66/PBS C5210R-EH	1	WHITE/Ag CLAD					CHK'D	
									APPD.	2012-8-13

东莞市高迪电子有限公司